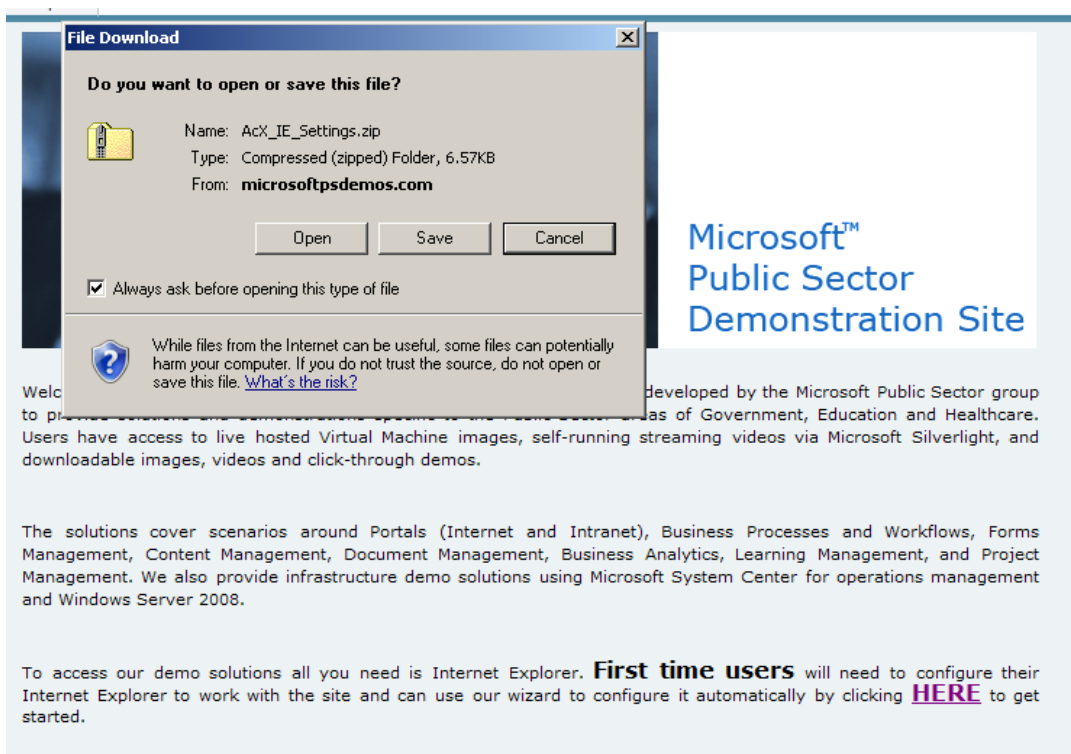


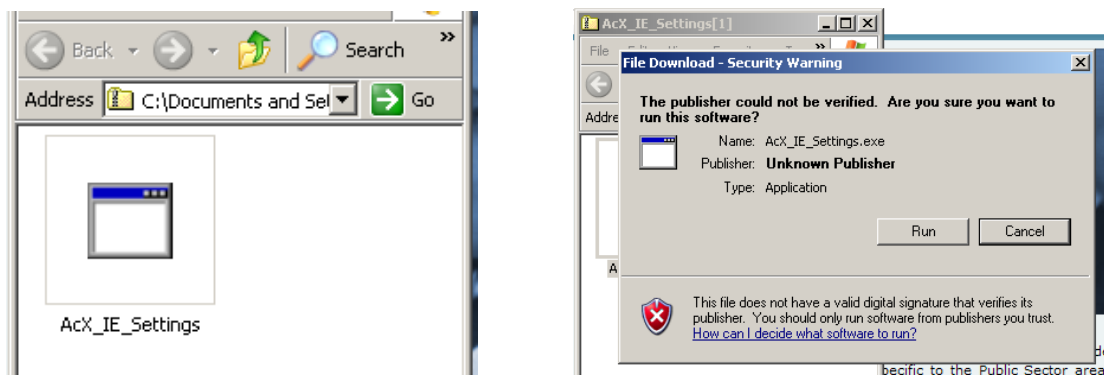
For 1<sup>st</sup> time users, click open



The screenshot shows a 'File Download' dialog box in the foreground. The dialog asks 'Do you want to open or save this file?' and provides details for a file named 'AcX\_IE\_Settings.zip' (6.57KB) from 'microsoftpsdemos.com'. It includes 'Open', 'Save', and 'Cancel' buttons, and a checked option 'Always ask before opening this type of file'. A warning icon and text at the bottom state: 'While files from the Internet can be useful, some files can potentially harm your computer. If you do not trust the source, do not open or save this file. [What's the risk?](#)'

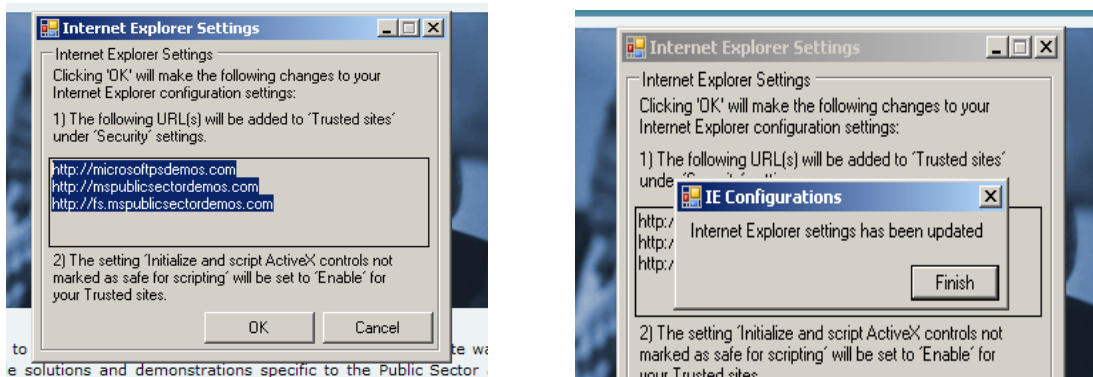
In the background, the website header for 'Microsoft™ Public Sector Demonstration Site' is visible. Below the header, text reads: 'Welcome to the Microsoft Public Sector group of Government, Education and Healthcare. Users have access to live hosted Virtual Machine images, self-running streaming videos via Microsoft Silverlight, and downloadable images, videos and click-through demos.' Further down, it says: 'The solutions cover scenarios around Portals (Internet and Intranet), Business Processes and Workflows, Forms Management, Content Management, Document Management, Business Analytics, Learning Management, and Project Management. We also provide infrastructure demo solutions using Microsoft System Center for operations management and Windows Server 2008.' At the bottom, it states: 'To access our demo solutions all you need is Internet Explorer. **First time users** will need to configure their Internet Explorer to work with the site and can use our wizard to configure it automatically by clicking [HERE](#) to get started.'

Then open the file and click run, it will open and show you the changes to IE.



The screenshot shows two windows. On the left is an Internet Explorer window with the address bar set to 'C:\Documents and Settings\...'. The main content area displays a single file icon labeled 'AcX\_IE\_Settings'. On the right is a 'File Download - Security Warning' dialog box. It asks 'The publisher could not be verified. Are you sure you want to run this software?' and shows details for 'AcX\_IE\_Settings.exe' from an 'Unknown Publisher'. It includes 'Run' and 'Cancel' buttons. A warning icon and text at the bottom state: 'This file does not have a valid digital signature that verifies its publisher. You should only run software from publishers you trust. [How can I decide what software to run?](#)'

All Set! Enjoy using this powerful and convenient tool!



The screenshot shows two 'Internet Explorer Settings' dialog boxes. The first dialog, titled 'Internet Explorer Settings', lists changes to be made: 'Clicking 'OK' will make the following changes to your Internet Explorer configuration settings: 1) The following URL(s) will be added to 'Trusted sites' under 'Security' settings. [http://microsoftpsdemos.com](\"http://microsoftpsdemos.com\"), [http://mpublicsectordemos.com](\"http://mpublicsectordemos.com\"), [http://ts.mpublicsectordemos.com](\"http://ts.mpublicsectordemos.com\"). 2) The setting 'Initialize and script ActiveX controls not marked as safe for scripting' will be set to 'Enable' for your Trusted sites.' It has 'OK' and 'Cancel' buttons. The second dialog, titled 'IE Configurations', shows the same list of URLs and states 'Internet Explorer settings has been updated' with a 'Finish' button.